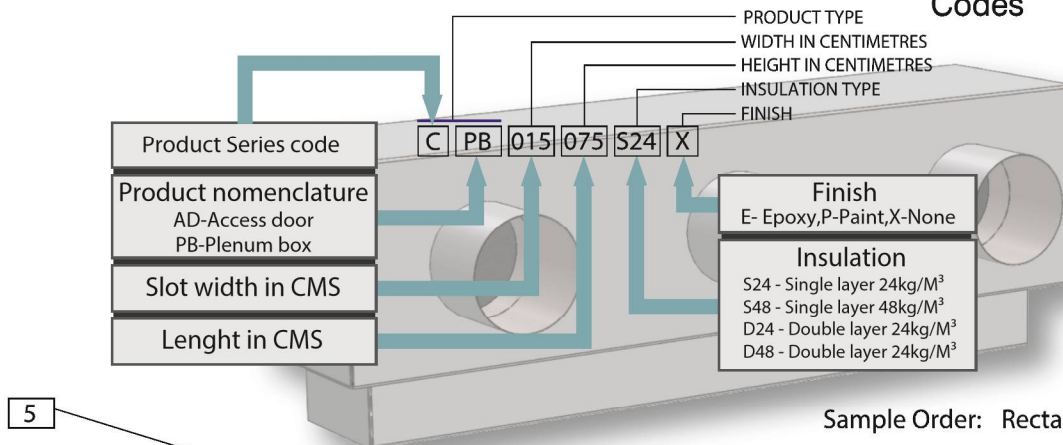
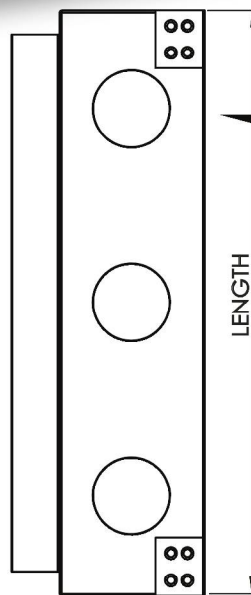
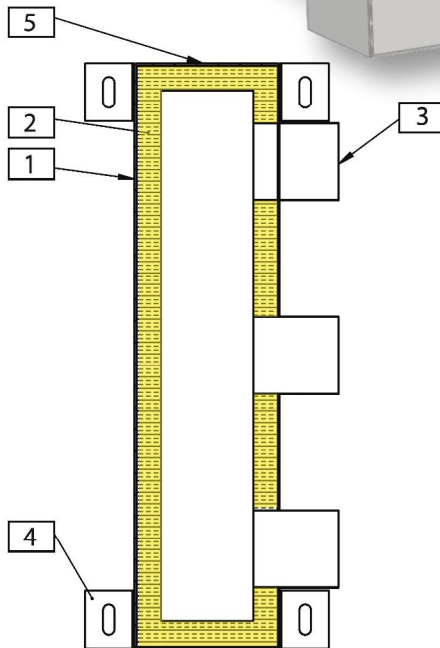


►► Rectangular Plenum Boxes
For Slot Diffuser
Codes



Sample Order: Rectangular Access Doors



WIDTHW-15 CMS
LENGHTL -75CMS
INSULATION.....SINGLE LAYER 24Kg/M³
FINISHNONE

CPB-015-075-S24-GX

LEGEND


ITEM	No
Casing	1
Insulation	2
Spigot inlet	3
Hanging Bracket	4
End cap	5

Description

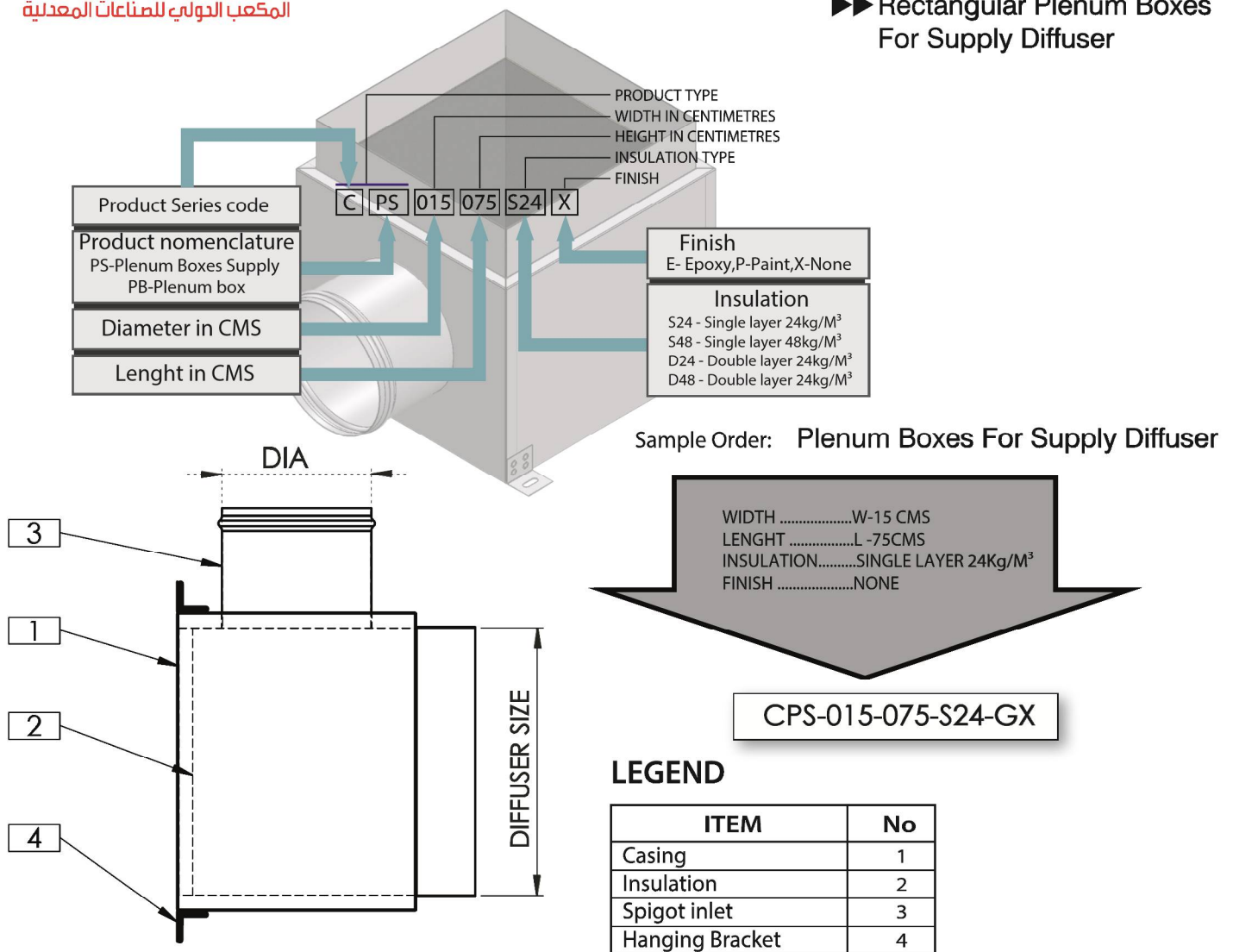
Linear Plenum Box type LPB-A made of galvanized sheet metal intend for use above false ceiling to be connected to the Linear Slot Diffuser from outlet side. The inlet side connected to the duct, they can be connected either with galvanized duct or flexible duct. The boxes are internal insulated with 25mm thick fiber glass insulation protected by metal nosing. The supply air is connected with circular side entry spigot, which is optionally available with a volume control damper which can be adjusted on the face of the diffuser

Construction standard

Material: Built of galvanized steel sheet, ga 24, G90 zinc coating, conform to ASTM A653, lock forming quality.
Insulation: 25mm thick non-combustible and organic fiber glass insulation with semi-rigid or rigid non-woven black tissue facing, 48kg/m³ density.
Duct Liner shall be adhered to sheet metal ducts with 100% coverage of adhesive, and all exposed leading edges and all traverse joints coated with adhesive and fixed by cupped head pins. Spigot inlet with single blade damper is adjustable from the face of diffuser.



►► Rectangular Plenum Boxes
For Supply Diffuser



Description

Square Plenum Box type SPB-A made of galvanized sheet metal intend for use above false ceiling to be connected to the square ceiling diffuser from outlet side. The inlet side connected to the duct, they can be connected either with galvanized duct or flexible duct. The boxes are internal insulated with 25mm thick fiber glass insulation protected by metal nosing. The supply air is connected with circular side entry spigot, which is optionally available with a volume control damper which can be adjusted on the face of the diffuser.

Construction standard

Material: Built of galvanized steel sheet, ga 24, G90 zinc coating, conform to ASTM A653, lock forming quality. Insulation: 25mm thick non-combustible and organic fiber glass insulation with semi-rigid or rigid non-woven black tissue facing, 48kg/m3 density. Duct Liner shall beadhered to sheet metal ducts with 100% coverage of adhesive, and all exposed leading edges and all traverse joints coated with adhesive and fixed by cupped head pins. Spigot inlet with single blade damper is adjustable from the face of diffuser.

